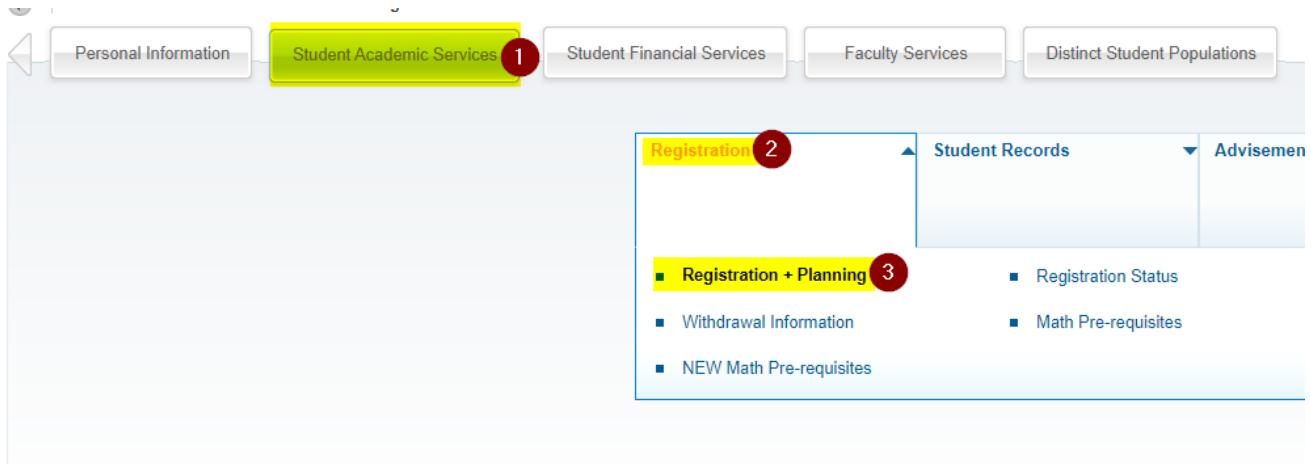


# Office of the Registrar

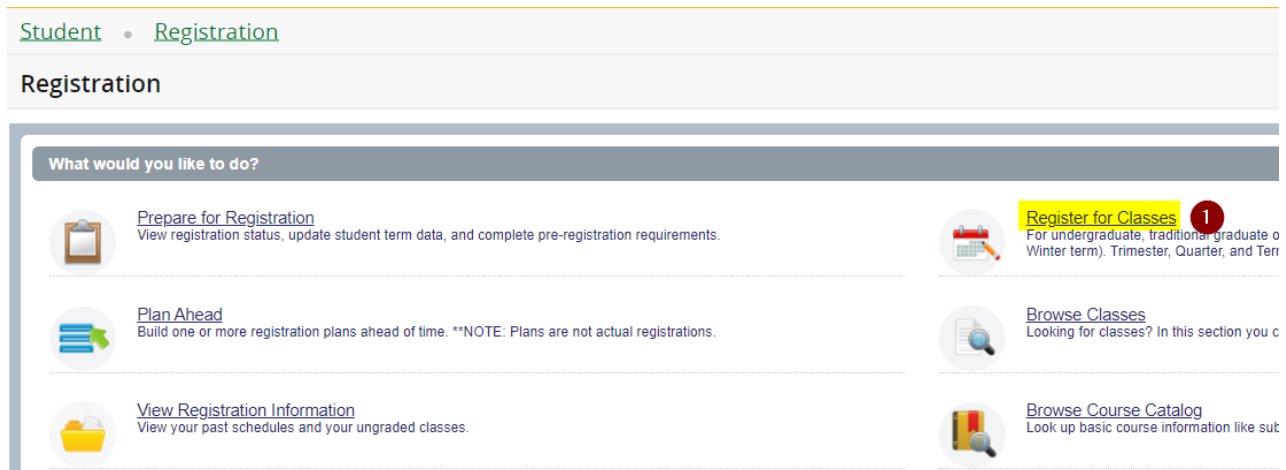
## How to View Your Schedule in BearWeb

### Steps and Options to View Schedule:

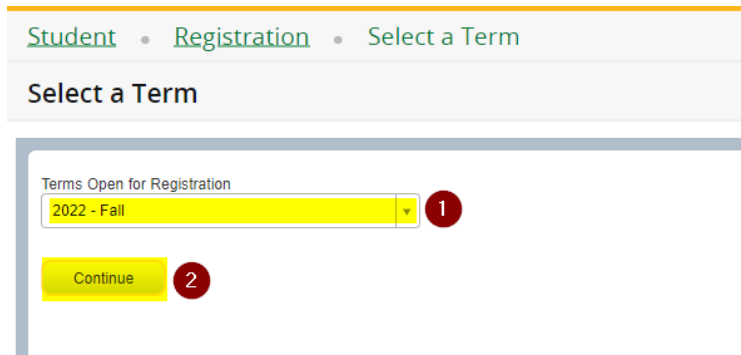
1. **Login to BearWeb. Select “Student Academic Services”, then “Registration” and then Select “Registration + Planning”**



2. **Select “Register for Classes”**



3. **Select appropriate term and click “Continue”**



4. **Select “Schedule and Options”**. On this page, the student can see their weekly schedule, as well as section and schedule details.

The screenshot shows the 'Register for Classes' page. At the top, there are tabs for 'Find Classes', 'Enter CRNs', 'Plans', and 'Schedule and Options' (which is highlighted in green). Below the tabs is a 'Summary' section for the term 'Fall 2022'. It contains a table with the following data:

Title	Details	Hours	CRN	Schedule Type	Grade Mode	Level	Study Path	Date	Status	Message
American National Government	PSC 1305_01	3	13064	Class Instruction	Standard	Undergraduate	None	05/03/2022	Registered	**Web Registered**0...

Below the table, it says 'Total Hours | Registered: 3 | Billing: 3 | CEU: 0 | Min: 0 | Max: 18'. At the bottom of the screenshot is a 'Class Schedule for Fall 2022' grid with columns for days of the week (Sunday through Saturday) and rows for times (6am, 7am, 8am, 9am, 10am).

## Steps to View Schedule under “View Registration Information”

1. **Login to BearWeb. Select “Student Academic Services”, then “Registration” and then Select “Registration + Planning”**

The screenshot shows the BearWeb navigation menu. The 'Student Academic Services' tab is highlighted in yellow and has a red circle with the number '1' next to it. Below this, the 'Registration' option is highlighted in yellow and has a red circle with the number '2' next to it. A dropdown menu is open under 'Registration', and the 'Registration + Planning' option is highlighted in yellow and has a red circle with the number '3' next to it. Other options in the dropdown include 'Withdrawal Information', 'NEW Math Pre-requisites', 'Registration Status', and 'Math Pre-requisites'.

## 2. Select “View Registration Information”

Student • Registration

Registration

What would you like to do?

**Prepare for Registration**  
View registration status, update student term data, and complete pre-registration requirements.

**Plan Ahead**  
Build one or more registration plans ahead of time. \*\*NOTE: Plans are not actual registrations.

**View Registration Information** 1  
View your past schedules and your ungraded classes.

**Register for Classes**  
For undergraduate, traditional graduate or law students (Winter term), Trimester, Quarter, and Term 1/Term 2 term.

**Browse Classes**  
Looking for classes? In this section you can browse classes.

**Browse Course Catalog**  
Look up basic course information like subject, course number, and section.

## 3. Select the appropriate term for the schedule to be viewed. On this page, the student can see their weekly schedule, as well as section and schedule details.

View Registration Information

Look up a Schedule Active Registrations

**Class Schedule**

Term: Fall 2022 1

Title	Details	Hours	CRN	Schedule Type	Grade Mode	Level	Part Of Term	Study Path	Date	S
<span style="background-color: yellow;">American National Government</span>	PSC 1305, 01	3	13064	Class Instruction	Standard	Undergraduate	Full Term	None	05/03/2022	R

Total Hours | Registered: 3 | Billing: 3 | CEU: 0 | Min: 0 | Max: 18

**Schedule** **Schedule Details**

Class Schedule for Fall 2022

	Sunday	Monday	Tuesday	Wednesday	Thursday	Friday
12am						
1am						
2am						
3am						